



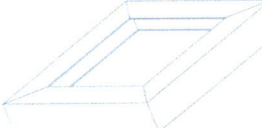


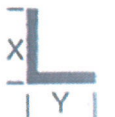














# MITER BANDSAW CHART

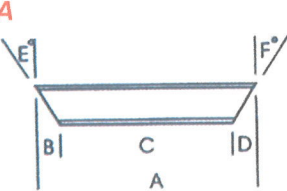
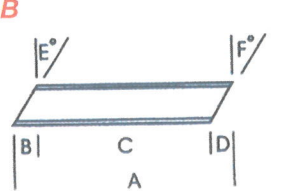
## ANGLE

	<b>LEG OUT</b>	=	<b>1</b>		<b>2</b>		
	<b>LEG IN</b>	=	<b>3</b>		<b>4</b>		

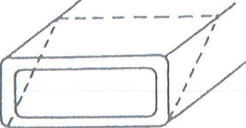
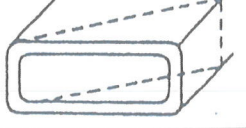
## CHANNEL

	<b>LEG OUT</b>	=	<b>5</b>		<b>6</b>		
	<b>LEG IN</b>	=	<b>7</b>		<b>8</b>		
	<b>LEG DOWN/UP</b> = SAME CUT = ACROSS WEB	=	<b>9</b>		<b>10</b>		

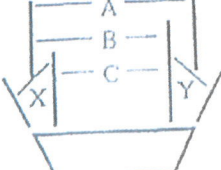
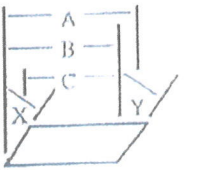
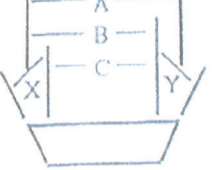
## BEAMS

<b>11</b>		<b>12</b>	
-----------	---	-----------	---

## RECT TUBE

<b>13</b>		<b>14</b>	
-----------	---	-----------	--

## GENERIC W/ DIMENSION & DEGREE

<b>15</b>		<b>16</b>		<b>17</b>	
-----------	---	-----------	---	-----------	---

## FLAT

**18**

